

PLASTER FRAMES

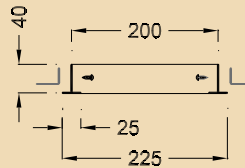
RECESSED FRAME

For converting surface mount and recessed T/Bar luminaires to recessed plaster luminaires.



PFN600	14w	600 x 200 Nom	650mm
	18w	600 x 200 Nom	650mm
	24w	600 x 200 Nom	650mm

Cut out size 605 x 205

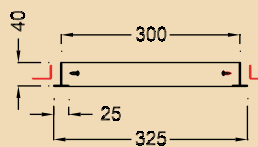


PFN1200	28w	1200 x 200 Nom	1250mm
	36w	1200 x 200 Nom	1250mm
	54w	1200 x 200 Nom	1250mm

Cut out size 1205 x 205

PF600	14w	600 x 300 Nom	650mm
	18w	600 x 300 Nom	650mm
	24w	600 x 300 Nom	650mm

Cut out size 605 x 305

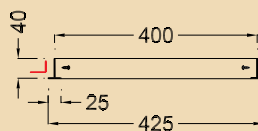


PF1200	28w	1200 x 300 Nom	1250mm
	36w	1200 x 300 Nom	1250mm
	54w	1200 x 300 Nom	1250mm

Cut out size 1205 x 305

PFM600	14w	600 x 400 Nom	650mm
	18w	600 x 400 Nom	650mm
	24w	600 x 400 Nom	650mm

Cut out size 605 x 405




PFM1200	28w	1200 x 400 Nom	1200mm
	36w	1200 x 400 Nom	1200mm
	54w	1200 x 400 Nom	1200mm

Cut out size 1205 x 405

PFW600	14w	600 x 600 Nom	650mm
	18w	600 x 600 Nom	650mm
	24w	600 x 600 Nom	650mm


Cut out size 605 x 605



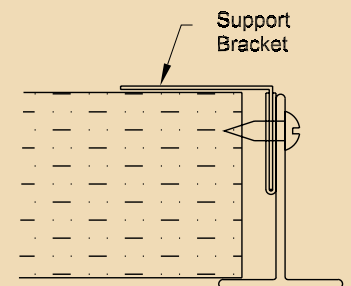
PFW1200	28w	1200 x 600 Nom	1250mm
	36w	1200 x 600 Nom	1250mm
	54w	1200 x 600 Nom	1250mm

Cut out size 1205 x 605

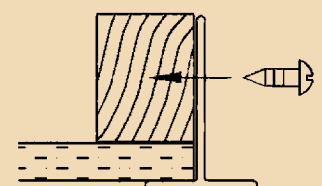
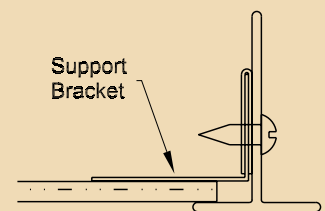
PFBJ	420 x 420 Nom	427mm
	Cut out size 432 x 432	
(For Bianca Junior Only)		



Ceiling 22mm to 39mm thick



Ceiling 4mm to 21mm thick



IF TIMBER BATTENING IS TO BE USED PLEASE ENSURE THE TIMBER ABUTS THE FRAME AS SHOWN ABOVE.

Note 1: If the plaster ceiling is sufficiently strong to support the weight of the luminaire in the area of installation, no timber battening is required. Simply fix the frame directly to the ceiling material using the brackets provided. If the ceiling has insufficient support, additional timber battening will be required. It is the responsibility of the installer to determine if timber battening is required.